



iSWITCH

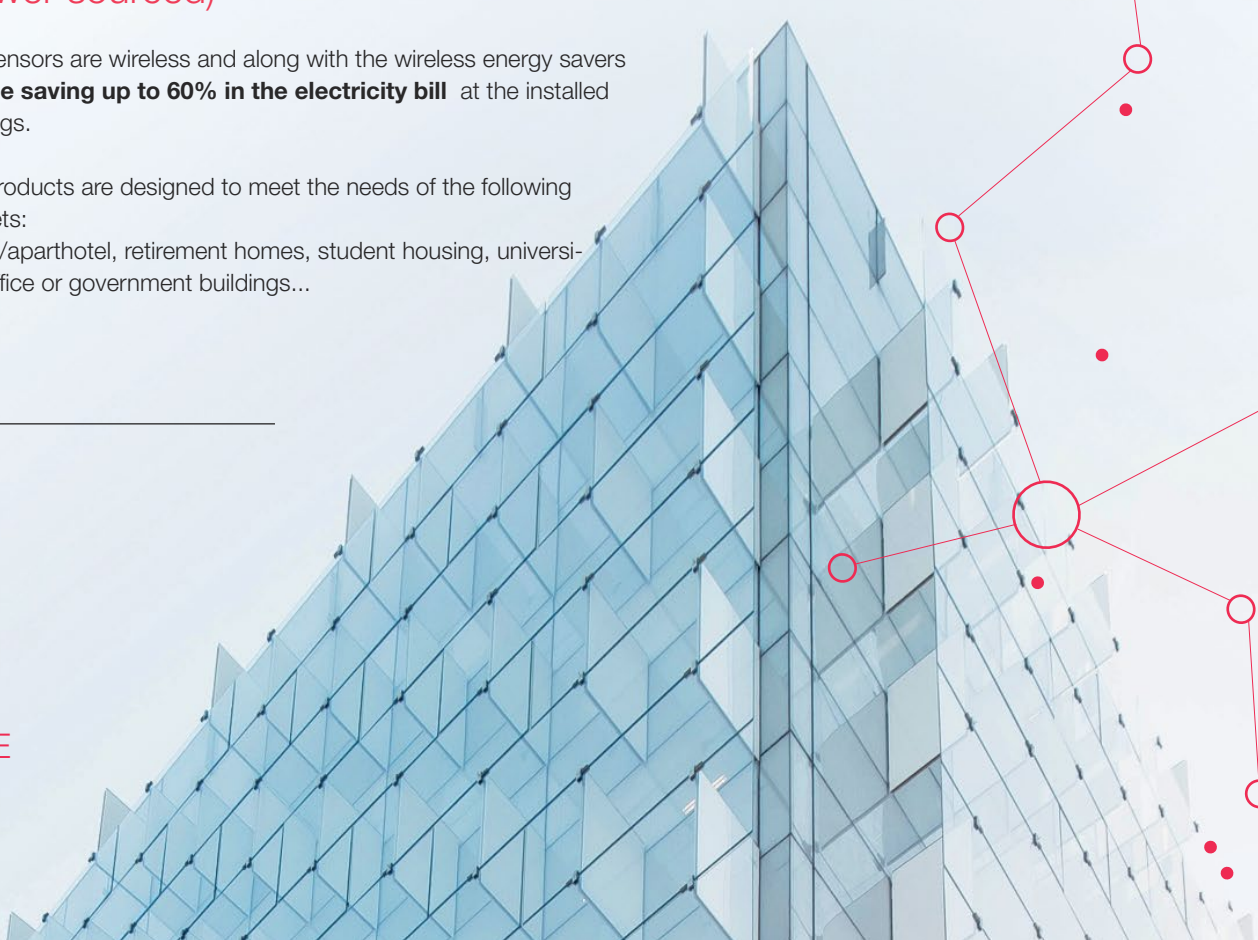
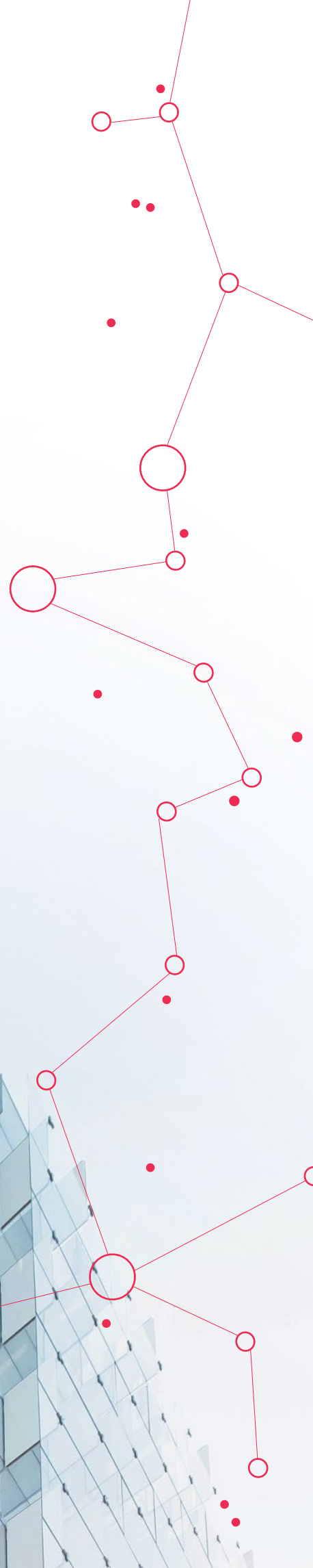
SISTEMAS DE GESTIÓN DE ENERGÍA ENERGY MANA- GEMENT SYSTEMS

Ceiling surface mounted motion sensor (power sourced)

Our sensors are wireless and along with the wireless energy savers **enable saving up to 60% in the electricity bill** at the installed buildings.

Our products are designed to meet the needs of the following markets:
hotels/aparthotel, retirement homes, student housing, universities, office or government buildings...

**WE MAKE
SENSE**





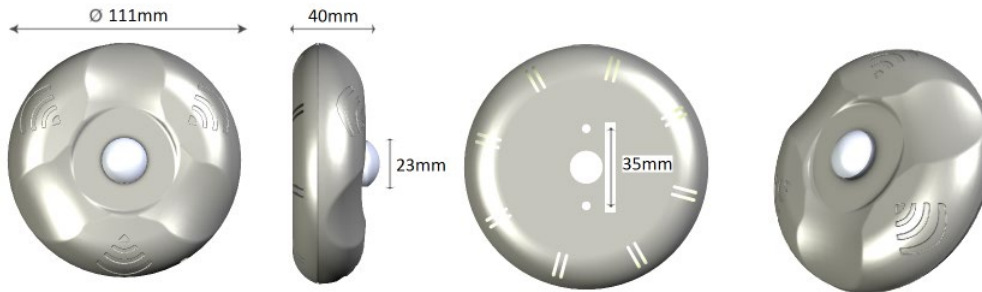
CEILING SURFACE MOUNTED MOTION SENSOR (POWER SOURCED)



Characteristics

DESCRIPTION	Ceiling surface mounted motion sensor power sourced
REFERENCE	SVOxlxF
POWER	90 ~ 264 VAC // 47 ~ 63 Hz
CONSUMPTION	0,1W maximun.
COMMUNICATIONS	2,4GHz, IEEE 802.15.4 wireless
COMMUNICATION COVERAGE	10 m (distance to the energy saver)
INTERFACE	Red led
OPERATING TEMPERATURE	-10° to 50°
TECHNOLOGY	Infrared passive detector. Fresnel lens.
DETECTION COVERAGE	φ 6 m (for a height of 3m)* coverage according to mounting height
ASSEMBLY HEIGHT	Between 2,5-4m
THERMOSTAT PRECISION	± 2° (-10° to 50°)
DIMENSIONS/ WEIGHT	φ 111 mm x 40 mm / 139 g

Dimensions



Benefits

WIRELESS COMMUNICATION . It detects the room occupancy and has wireless communication with the energy saver .

SEVERAL SENSORS. Several sensors can be installed in the room.

LOW ENERGY CONSUMPTION

TEMPERATURE SENSOR temperature sensor embedded.

INSTALLATION. Overhead surface mounted on the ceiling.



Enkoa System S.L.

Polígono Erramone 45, 20850 Mendaro. Gipuzkoa. Spain
T +34 943 757 000 | info@enkoea.com
www.enkoea.com

